



# LIBERTY HIGH SCHOOL

## Senior Meeting

*Class of 2023*


**Please get out the following:**

- Folder or something to write on
- Pen/pencil
- Highlighter
- Computer – log into Student Portal



**Repak – Johnson – Hospelhorn – Broening – Walter – Nuttall - Babb**

# **WELCOME NEW COUNSELORS**



1

Let you know how to stay up to date with important announcements during senior year AND review important dates.

2


Check your Spring Schedule & your credits in Student Vue. Make sure you are on track to graduate!

3

Complete and turn in ECAP to your Counselor today. This is your chance to ask questions.

4

Show you how to access Major Clarity for transcripts, career exploration, and college applications.



# **OBJECTIVES FOR TODAY**





# REMIND TEXT MESSAGES

- If you already receive text messages from LHS Guidance Department then you don't need to do anything.  
**PLEASE DO NOT SIGN-UP AGAIN.**
- If you would like to sign-up to get reminders through out the year, text the message @2023-6 to phone number 81010.



# THINGS EVERYONE SHOULD BE DOING:

Review  
ENTIRE  
PACKET w/  
parents

Headshot  
Appt. for  
Yearbook

Cap and  
Gown order

Yearbook  
order – price  
goes up 9/2!

Identify your “Next  
Steps” based on  
your plans after  
High School.

Sign-up to see  
College Reps  
if applicable  
to you.



# SENIOR DATES

## CLASS OF 2023 SENIOR TIMELINE...

This timeline is up-to-date as of publication; however, there will be additional events, and dates as the year progresses. Be sure to check your student email, listen to announcements, visit the Career Center, and check the Guidance Website frequently throughout the school year.

### August

- August 30<sup>th</sup> - Sept 1<sup>st</sup> - Counselor presentations
- Meet with your counselor and review ECAP-be sure you are on track to graduate.
- Sign-up to get Remind Messages from Guidance if not already receiving them (text @2023-6 to 81010)
- Register for ACT (act.org) and/or SAT (collegeboard.com) retakes for those who are interested in university admission and scholarships
- Schedule appointment to have picture taken at Grads Photography for yearbook (you do not have to purchase pictures from them). online at <https://bit.ly/lhsgradphoto> or call 623-580-4723
- Begin applying to colleges of your choice

### September

- September 1<sup>st</sup>: Cap/Gown order from Jostens - <https://bit.ly/lhsgrad23>
- Reminder to schedule appointment for senior pictures at <https://bit.ly/lhsgradphoto> - **SCHEDULE NOW SO YOU CAN GET APPT. BEFORE DECEMBER DEADLINE.**
- University and out of state university students: finalize list of potential colleges and check application deadlines. Apply, Apply, Apply! (Do not wait for test scores)
- Sept. 5th: Labor Day (No school)
- September 14<sup>th</sup> - NAU Visit @ 10am in Library - must sign up in the Career Center
- September 27<sup>th</sup> - NAU Visit @ 10am in Library - must sign up in the Career Center
- September 28<sup>th</sup> - ASU Visit @ \_\_\_\_ am in Library - must sign up in the Career Center
- September 30<sup>th</sup> - GCU Visit @ 10am in Library - must sign up in the Career Center

- Oct. 1<sup>st</sup>: Complete university applications, especially out-of-state. Check colleges and know deadlines.
- Oct. 1<sup>st</sup>: Get your federal student Aid I.D. number and complete the FAFSA (Free Application for Federal Student Aid) @ [www.fafsa.ed.gov](http://www.fafsa.ed.gov) (money is first come first serve)
- Request transcripts through your Major Clarity account
- Order caps, gowns, and other graduation supplies - <https://bit.ly/lhsgrad23>
- Order yearbook and parents can do Senior AD in yearbook - <https://bit.ly/lhs23yearbook> (\$10 off if you order before November)
- October 10<sup>th</sup>: Columbus Day (No school)
- October 11<sup>th</sup>-14<sup>th</sup>: Homecoming Week
- October 15<sup>th</sup>: Homecoming Dance

### November

- If living on campus for college, check housing deadlines and deposit due dates
- Continue applying for colleges and universities if you have not completed them
- November 11<sup>th</sup>: Veteran's Day/No school
- November 21<sup>st</sup> - 25<sup>th</sup>: Fall Break/No school

### December

- Complete College Applications
- Reminder to order your cap & gown if you have not already done so - <https://bit.ly/lhsgrad23>
- December 17<sup>th</sup> - Senior yearbook picture due @ Grads Photography - **NO EXCEPTIONS WILL BE MADE. If you do not get headshot by this date, you will not be in the yearbook.** <https://bit.ly/lhsgradphoto>
- December 21<sup>st</sup>-22<sup>nd</sup>: Semester one final exams - Early release - 10:20 a.m.
- December 22<sup>nd</sup>: Winter Break begins

### January

- January 9<sup>th</sup>: Second semester begins
- January 16<sup>th</sup>: MLK Day/No school
- Begin collecting and submitting scholarship award letters even if you are not attending that college (submit to Career Center Specialist)

### February

- February 9<sup>th</sup> - Deadline to place senior ad in yearbook - <https://bit.ly/lhs23yearbook>
- Continue collecting and submitting scholarship award letters even if you are not attending that college (submit to Career Center Specialist)
- February 14<sup>th</sup> - ASVAB Test (for those interested in military; sign-up in Career Center)
- February 20<sup>th</sup>: Presidents' Day/No school

### March

- Continue collecting and submitting scholarship award letters even if you are not attending that college (submit to Career Center Specialist)
- Complete application, placement test, and register for classes for community college admittance
- March 20<sup>th</sup> - 24<sup>th</sup>: Spring Break/No school

### April

- Begin preparation for AP exams if you are taking them in May
- April 6<sup>th</sup> - Jostens Cap/Gown delivery
- April 15<sup>th</sup>: \*DEADLINE\* all scholarship award letters to Career Center Specialist
- April 21<sup>st</sup>: April Break- no school
- April 22<sup>nd</sup>: PROM
- April 27<sup>th</sup> - Senior meeting
- April 28<sup>th</sup>: All outstanding debts paid to bookstore and library

### May

- May 1<sup>st</sup>: All outside credits/transcripts due
- May 1<sup>st</sup> - May 12<sup>th</sup>: AP Testing window
- May 4<sup>th</sup>: senior check out form is available - more information to come in May
- May 4<sup>th</sup>: PUSD senior exit survey available - link will be sent via Remind
- May 9<sup>th</sup>: Senior Award Ceremony
- May 18-19<sup>th</sup>: Senior final exams
- May 19<sup>th</sup>: Senior Last Day of school
- May 25<sup>th</sup> OR 26<sup>th</sup>: Graduation State Farm Stadium - **DATE AND TIME STILL TBD; check website for more updated information soon**



Grads Photo  
Headshot Link



Yearbook Pre-Order  
@ Senior Ad



Cap & Gown  
Order Link

**\*\* All dates/activities are subject to change. Please see Liberty website for most up to date information. \*\***



# SIGN-UP FOR COLLEGE VISITS IN THE CAREER CENTER!

- 9/26 - UofA Visit @ 10am
- 9/27 - NAU Visit @ 10am
- 9/28 - ASU Visit @ **8:30 am**
- 9/30 - GCU Visit @ 10am
- District College Fair – details will be sent out via Remind and Life at Liberty e-mail to parents

Continue to check back in  
Career Center often for additional  
College Visit Dates.



# SENIOR FAQ & TO-DO LIST



LIBERTY HIGH SCHOOL

CLASS OF 2023

## Senior FAQ Sheet

### Frequently Asked Questions:

What do I do if I am behind on credits for graduation?	Students behind on credits should meet with their counselor ASAP to make a Graduation Plan. Counselors work with students and parents to map out a plan for recovery.
When do I need to take my senior yearbook picture by?	Contact Grads Photography to get your headshot taken for the yearbook. You must do this by 12/17/22. You do <u>not</u> have to do your senior pictures through them - just get the FREE headshot for the yearbook. <a href="https://bit.ly/lhsgradphoto">https://bit.ly/lhsgradphoto</a> (623-580-4723)
Which tests are required for graduation?	The state requires every student to pass an American Civics Test. This is a 100-question test and students must get at least a 60% to pass. Most students already took and passed this test (it is noted on the transcript). Study materials and information about the test can be found on the state website at: <a href="https://bit.ly/studvcivicstest">https://bit.ly/studvcivicstest</a>
What are the 16 core University Admission requirements?	Students must have C's or better in their core classes to attend the in-state Universities. This includes: 4 English credits, 4 math, 3 Science, 2 Social Studies, 2 World Language credits, and 1 CTE or Fine Art. Students planning on going out-of-state OR to a private college (like GCU) should check the admission requirements with the school directly. Please note that NAU recently made foreign language credits optional.
Should I re-take the ACT/SAT?	<u>Only</u> students planning to go straight to a 4-year University right after graduation need an ACT/SAT score. Scores can be used for admission if the GPA is not acceptable. Typically, the score is used for scholarship awards. Students planning to go to a Community College first do <u>not</u> need an ACT/SAT score to attend; just your HS diploma.
When should I apply to colleges?	The earlier the better so you and your family can start planning. See Senior To-Do list document for more detailed information.
Am I eligible for a waiver for the University Application fee?	There is a household income cutoff based on the number of people in your family to qualify for a fee waiver. <u>Example:</u> a family of 4 that makes < \$45,500 is eligible for the waiver for in-state college application fees <u>and/or</u> NCAA fees. Students who are on the free/reduced lunch program do qualify for the fee waiver.
How do I know what college classes to take?	Check the University website to find a Program of Study for your major. You will meet with a college advisor to help with selection of classes.
I am interested in playing college sports, what do I need to do next?	Talk to your coaches and counselor first. If you are planning to play at a Division I or II school, you must be "registered and cleared" before you can talk to college coaches or go on visits. See NCAA/NAIA website for more details.
How do I find scholarships? When do I apply?	There are many types of financial aid, including grants, loans, and scholarships. You should check the scholarship portal in Student Vue and actively be researching and applying for scholarships ALL year. There is a scholarship search under Financial Resources in Major Clarity. Check with the Career Center for good websites that you can look at. You should <u>NEVER</u> pay a website to look for scholarships. Check out our LHS Guidance website for scholarship information. <a href="https://bit.ly/lhsguidance">https://bit.ly/lhsguidance</a>

## SENIOR TO-DO LIST:

### Don't know what you want to do after High School?

- Sign-up for the ASVAB test in February in the Career Center.
- Utilize Major Clarity website to take career and personality tests. There are directions online at the Liberty Guidance website.

### If pursuing Military Enlistment:

- Meet with recruiter; see Career Center for recruiting schedule & contacts.
- Sign-up to take the ASVAB test in the Career Center.
- College/military - check with Univ. about ROTC programs/scholarships.

### If pursuing Community College:

- 1- Fill out Student Info. Form @ CC/online to register as student.
- 2- Take placement test at CC Admissions and Testing Office; no appt. needed; see their website for testing times.
- 3- Register for classes; the 2023-24 schedule should be out in March '23 at the Community Colleges; freshman should register with an advisor on campus.
- Request transcripts as part of Senior check-out process in May.

### If pursuing University Admission:

- Register for ACT/SAT (if needed) as soon as possible. Refer to their websites for testing dates and online registration as you register through them directly.
- Check out the Tri-University online sessions - a great way to get information from all 3 in-state Universities on variety of topics (see Guidance website for links).
- Visit or tour the College/Univ/Tech School campus of choice.
- Apply early! You can do this on-line at the University's Admission link. It is best to apply early (by October 1- so they have all necessary information by 12/1 preferred deadline when they award academic scholarships for incoming freshmen).
- Register for NCAA/NAIA if pursuing College Sports. It is recommended to talk to your coaches/counselor first.
- Request transcripts as needed through Major Clarity or as part of Senior check-out in May.

### Need Financial Aid?

- Create a resume & start a letter of recommendation file.
- Check FUSD Scholarship Database - you should be doing this weekly.
- Apply, apply, apply for Scholarships! You should be actively researching and applying for scholarships early and often. The college or University you are going to usually will have an entire website that you can apply for scholarships through them after you are admitted. Another reason to APPLY ONLINE EARLY for admissions.
- FAFSA for Grants and Loans! You must complete the FAFSA application online at [www.fafsa.ed.gov](http://www.fafsa.ed.gov) in October using your parents' taxes from last year. The FAFSA Application is required for most Financial Aid Departments on University & CC Campuses, even if you wish to decline Student Loans.

### Helpful Resources:

#### Remind Text Information:

Sign up by text if NOT already getting notifications. Text to #: 81010 and message should be: @2023-6

#### Workforce

<https://www.zippconnection.gov/leda/>  
<https://www.sdes.gov/apprenticeship/>  
<https://west-mec.edu/fin/forwork.html/>

#### Military

<http://today.military.com/>  
<http://www.military.com/education>  
<http://official-asvab.com/>

#### Community College

Maricopa County - [www.maricopa.edu](http://www.maricopa.edu)

#### ACT/SAT

ACT - [www.actstudent.org](http://www.actstudent.org)  
SAT - [www.collegeboard.com](http://www.collegeboard.com)  
(LHS code for registration is 030208)

#### Sports

NCAA - [www.eligibilitycenter.org](http://www.eligibilitycenter.org)  
NAIA - [www.playnaia.org](http://www.playnaia.org)

#### Financial Aid/Scholarships

\* Check in Career Center regularly  
\* Check with the individual schools you are applying to, they have their own scholarship page online for just students attending their school.

FAFSA - [www.studentaid.ed.gov](http://www.studentaid.ed.gov) and

[www.fafsa.ed.gov](http://www.fafsa.ed.gov)

[www.factweb.com](http://www.factweb.com)

[www.collegeportal.as.gov/college-goal-fafsa](http://www.collegeportal.as.gov/college-goal-fafsa)

#### Transcripts

\* You can download a PDF of your transcript in Student Vue under the Course History tab.  
\* Go online through your Major Clarity account to send official transcripts for free through Parchment!





# Liberty High School GUIDANCE



## Guidance & Counseling

Overview ↗

Career Exploration ↗

College & ACT/SAT Testing Resources ↗

Dual Enrollment & AP Testing ↗

Financial Aid & Scholarships ↗

GRADE LEVEL RESOURCES \*\*\* ↘

ALL GRADE LEVELS ↗

### Financial Aid & Scholarships

- [Types of Financial Aid](#) ↓A
- [FAFSA - 5 reasons you should apply for the FAFSA](#) ↓A
- [Scholarship Websites to start your search](#) ↓A
- [PUSD Scholarship Database Directions in Synergy](#) ↓A
- [Letter of Recommendation Form \(fillable\)](#) ↓A

Individual Colleges Merit-based Scholarships - please check individual websites for most current information.

- ASU
- GCU
- NAU
  - [23-24 NAU Freshman Timeline](#) ↓A
  - [23-24 NAU Freshman In-State Information](#) ↓A
  - [23-24 NAU Scholarship Criteria](#) ↓A
- UofA

1

Let your counselor know to stay on top of your schedule with important announcements during your senior year.

2

Check your Spring Schedule & your credits in Student Vue. Make sure you are on track to graduate!

3

Complete and turn in ECAP to your Counselor today. This is your chance to ask questions.

4

Show you how to access Major Clarity for transcripts, career exploration, and college applications.

# OBJECTIVES FOR TODAY





**SPRING  
SCHEDULE  
CHANGES**

Check Student Vue for Spring Schedules.

ALL schedules are subject to change in terms of period, teacher, & order.

Make sure you have the classes you need in your schedule now.

**ADD** Release Time and TA/Tutors now – get yellow Add/Drop form.





# ARE YOU ON TRACK TO GRADUATE? CHECK IN STUDENT VUE

Peoria Unified School District  
Go afternoo... 4/2021

**Graduation Status** Class of 2021 Unofficial Transcript Detail:

Subject Area Progress

- Eng Language & Literature HS 75%
- Fine Arts or Career & Tech Ed
- Mathematics HS
- Miscellaneous HS
- Physical, Health & Safety HS
- Sciences HS
- Social Sciences and History HS

Subject Area	Progress	Remaining
Eng Language & Literature HS	1.00	0.00
Fine Arts or Career & Tech Ed	0.00	0.00
Mathematics HS	4.00	4.00
Miscellaneous HS	12.00	12.50
Physical, Health & Safety HS	1.00	1.00
Sciences HS	3.00	2.00

Class Rank GPA  
**3.843**  
Rank: 42 out of 519

Test Requirements Detail:

Civics

Student Course History Detail:

Grade: 09

Course Title (ID)	Mark	Credit Attempt
Liberty High School Year: 2017 Term: S1		
Algebra I (11120)	A	1.00
English I H (10140)	A	1.00
Personal Fitness B (17100)	A	1.00
Spanish I (16300)	A	
Liberty High School Year: 2018 Term: S2		
Adv Weight Training B (17513)	A	1.00
Geometry (11200)	A	1.00
Pre-AP Biology H (12259)	A	1.00
Spanish II (16301)	A	1.00
Peoria eCampus Year: 2018 Term: SS		
English II H (10240V)	A	1.00

Grade: 10

Use your transcript OR Student Vue to **self-report your grades on College Applications.** You will still have to send them Official Transcripts, so be sure to be accurate.

1

Let your counselor know to stay up to date with important announcements during your senior year.

2

Check your Spring Schedule for your credits on Student Vue. Make sure you are on track to graduate!

3

Complete and turn in ECAP to your Counselor today. This is your chance to ask questions.

4

Show you how to access Major Clarity for transcripts, career exploration, and college applications.


# OBJECTIVES FOR TODAY



**DUE  
TODAY!**

You will need to take 10 minutes to complete this thoroughly. **You will be turning it in to your Counselor today.** You will also have the opportunity to ask your Counselor any questions you have today.

**SENIOR ECAP**

**Education and Career Action Plan (ECAP)** 

Every Student. Every Day. Prepared to Shape Tomorrow.

Name: \_\_\_\_\_ Graduation Year: 2023

School: Liberty High School Counselor Name: \_\_\_\_\_ Student I.D. # \_\_\_\_\_

**CAREER GOALS -**  
12<sup>th</sup> Grade Career Goal: \_\_\_\_\_

**POST SECONDARY PLANS**—What are your plans after you graduate from high school? Check all that apply:  
 University  Community College  Trade/Tech School  Military  Other: \_\_\_\_\_

**TESTING (CIVICS, PSAT, ACT, SAT)** - List all known scores.

Test Title	Score	Date
Civics Test (required for grad.)		
ACT		
SAT		

**ACADEMIC ACHIEVEMENT/EXTRACURRICULAR ACTIVITIES** - List all achievements and activities.

Extracurricular Activity	Grades (9/10/11/12)	Leadership Role/Award/Recognition

COMMUNITY SERVICE or WORK EXPERIENCE	Grades (9/10/11/12)	# of hours

**ACADEMIC COURSEWORK**  
[Log-in to Student Vue to check your Course History and check off the classes below that you have completed:](#)

Graduation Requirements	Transcript Check:
<b>English:</b> I <input type="checkbox"/> II <input type="checkbox"/> III <input type="checkbox"/> IV <input type="checkbox"/>	How many credits do you have? _____
<b>Math:</b> Algebra I <input type="checkbox"/> Geometry <input type="checkbox"/> Algebra II <input type="checkbox"/> 4 <sup>th</sup> Math _____	How many credits are you taking this year? _____
<b>Science:</b> Biology <input type="checkbox"/> 2 <sup>nd</sup> Science _____ 3 <sup>rd</sup> Science _____	How many credits should you earn by May? _____
<b>Social Studies:</b> World History <input type="checkbox"/> Az/Us History <input type="checkbox"/> Gov/Econ <input type="checkbox"/>	Are you on track to Graduate? _____
<b>PE</b> <input type="checkbox"/>	If no, how many credits do you still need? _____
<b>CTE or Fine Arts</b> <input type="checkbox"/>	What is your GPA? _____
<b>University Requirement:</b> Spanish I <input type="checkbox"/> Spanish II <input type="checkbox"/>	What is your Class Rank _____
<b>Misc/Electives Required:</b> _____ (typically 12 credits)	



1

Let your transcript show  
to stay up to date  
with important  
announcements  
during your senior  
year.

2

Check your Spring  
Schedule for your  
credits. Student  
Vue. Make sure  
you are back to  
graduate!

3

Complete your return  
in ECA for your  
Course today.  
This is your chance  
to ask questions.

4

Show you how to  
access Major  
Clarity for  
transcripts, career  
exploration, and  
college  
applications.

**OBJECTIVES FOR TODAY**



# HOW TO GET INTO YOUR MAJOR CLARITY ACCOUNT

SharePoint

PEORIA Unified School District

Student Portal Career & Technical Ed High School Counseling Library Media Programs StudentVUE Student Sites

Search this site

Every student. Every day. Prepared to shape tomorrow.

Announcements

Laptops for Learning Website by Andrew Mendivil  
All students will be assigned a district student laptop for school year 22-23. Check out the Laptops for Learning website to access frequently asked questions, helpful links, and tips regarding your district laptop.

Microsoft 365 for Students by Kelly Nielsen  
Peoria Unified provides online access to Microsoft 365. Students have the ability to use Microsoft 365 applications such as Word, PowerPoint and OneNote anywhere Internet is available. Microsoft 365 is also the place students can save and store their school...

Student Microsoft OneDrive by Renee Nussbaum

Microsoft 365

Educational Resources

Go here!

**Major Clarity** MAJOR CLARITY CHECKLIST

All Liberty students must sign-in & update their profile each year

**Annual Update**

1. Go to Student Portal on PUSD Website, Click on Education Resources and find the Major Clarity App. Use your PUSD Login & Password to sign in.
2. First, take the assessments! These are great tools used to find possible career pathways for you. They will provide a more customized experience in the rest of the application.
3. Navigate to Academic Planning and select or update your Career Pathway (required!) Review completed courses for 9th, 10th & 11th and add grade 12 courses.
4. Navigate to My Career Plan and complete required 3 tabs and add signature (don't forget to hit save!) You can also add college entrance test scores to this page.

- \* Career Goals—1-2 sentences to describe your career plans.
- \* Education Goals—where are you headed after graduation?
- \* Clubs & Activities—extracurricular activities that might help us write a letter of recommendation for you!

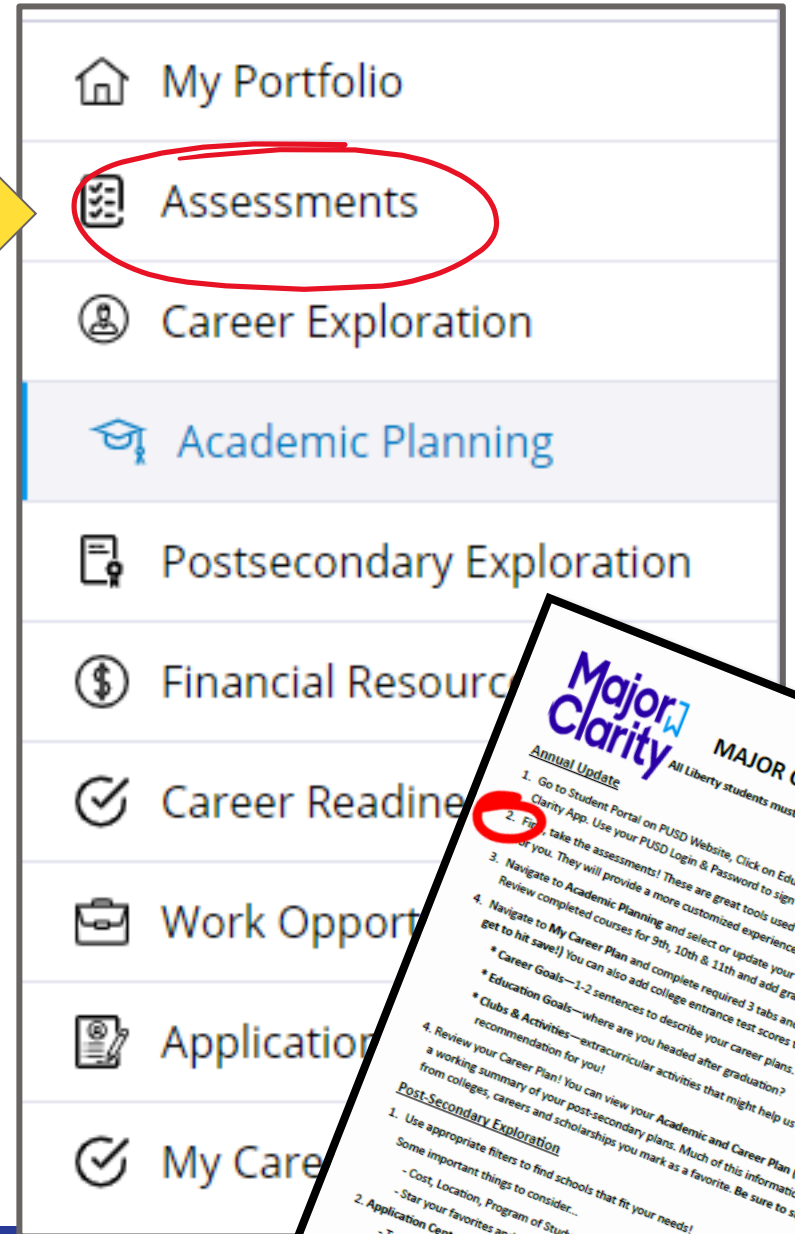

your Academic and Career Plan (ECAP) and see how this information will come to sign and SAVE!

## #1 on the MAJOR CLARITY CHECKLIST

- Always sign-in with your district-assigned credentials. Go to Student Resources and click the Major Clarity Logo.
- Do not use a personal email address to login to MajorClarity.



# #2 ON THE MAJOR CLARITY CHECKLIST

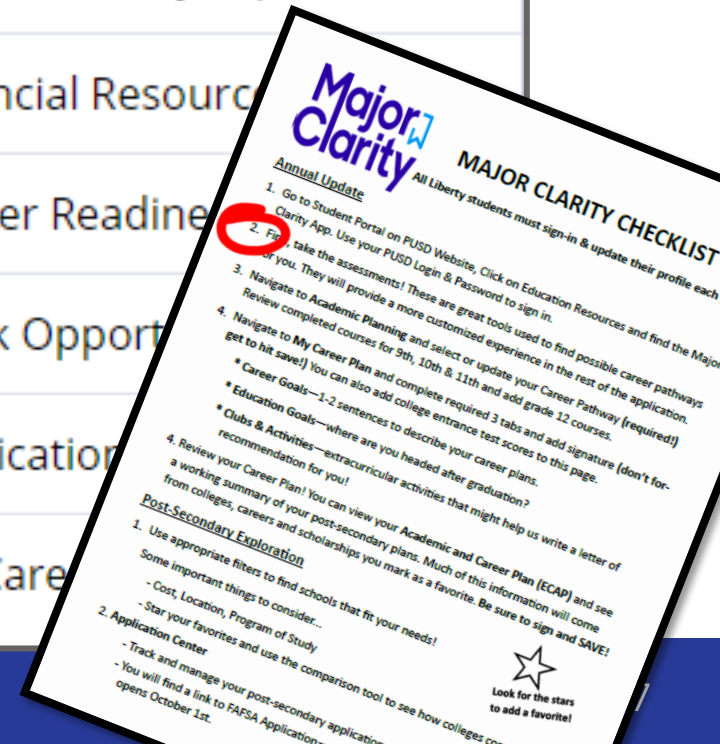


Are your **ASSESSMENTS** complete?

No - Start by completing both...

- \* Personality Assessment
- \* Learning Styles Assessment

Yes – move to the next activity or retake the assessments to update your results

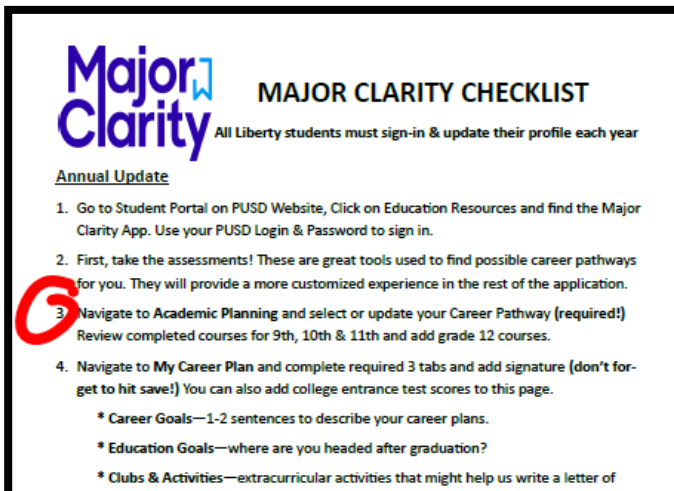




# #3 ON THE MAJOR CLARITY CHECKLIST

If you need to change pathways or have NOT chosen a pathway – select a pathway

To make your selection, click the **Change pathways** button.



**Major Clarity** MAJOR CLARITY CHECKLIST  
All Liberty students must sign-in & update their profile each year

Annual Update

1. Go to Student Portal on PUSD Website, Click on Education Resources and find the Major Clarity App. Use your PUSD Login & Password to sign in.
2. First, take the assessments! These are great tools used to find possible career pathways for you. They will provide a more customized experience in the rest of the application.
3. Navigate to **Academic Planning** and select or update your Career Pathway (required!) Review completed courses for 9th, 10th & 11th and add grade 12 courses.
4. Navigate to **My Career Plan** and complete required 3 tabs and add signature (don't forget to hit save!) You can also add college entrance test scores to this page.
  - \* Career Goals—1-2 sentences to describe your career plans.
  - \* Education Goals—where are you headed after graduation?
  - \* Clubs & Activities—extracurricular activities that might help us write a letter of



**Plan of Study**<sup>?</sup>

Education **Change pathways**

Career Cluster: Education and Training

School: Centennial High School

Understand the learning process, learn and apply teaching strategies, demonstrate classroom management techniques, and appropriate lesson plans.

[Pathway Link - PUSD Education Pathway Information](#)

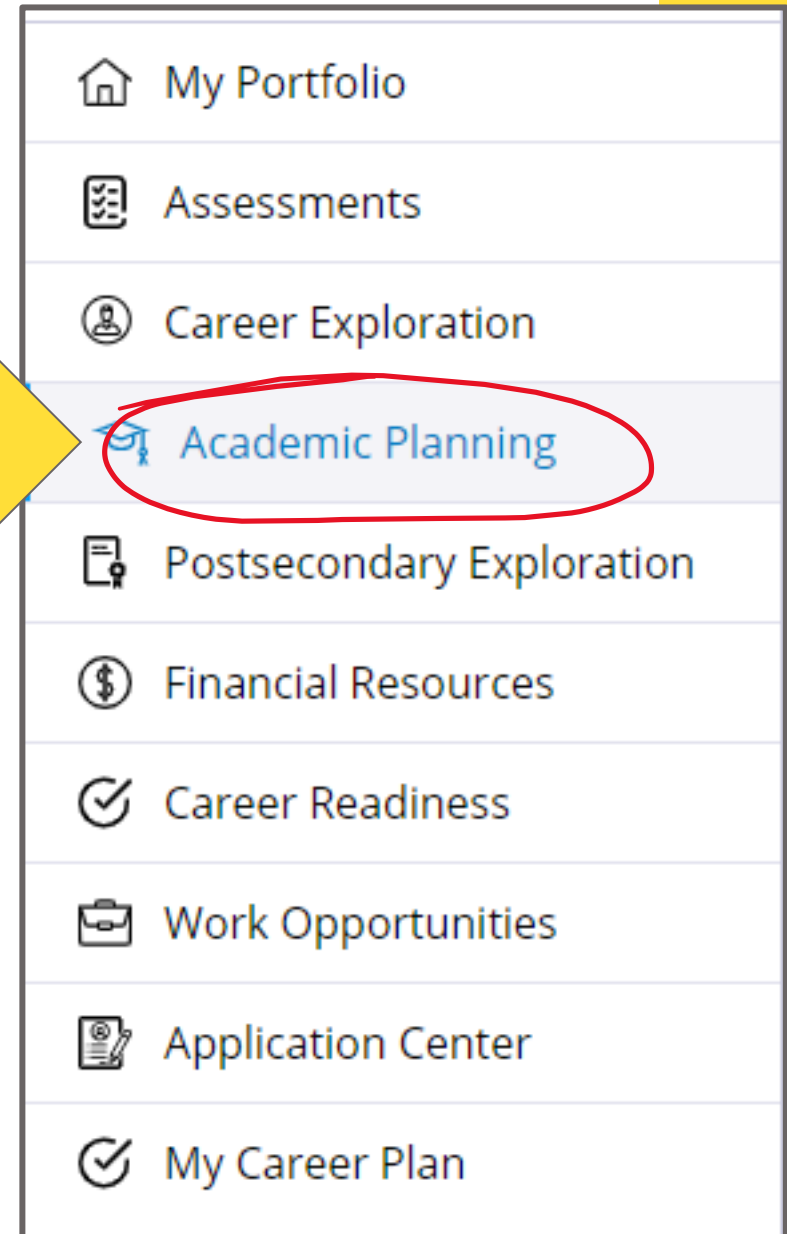
# #3 ON THE MAJOR CLARITY CHECKLIST

Navigate to the  
**Academic Planning**  
tab of the main  
menu.

**Major Clarity** MAJOR CLARITY CHECKLIST  
All Liberty students must sign-in & update their profile each year

Annual Update

1. Go to Student Portal on PUSD Website, Click on Education Resources and find the Major Clarity App. Use your PUSD Login & Password to sign in.
2. First, take the assessments! These are great tools used to find possible career pathways for you. They will provide a more customized experience in the rest of the application.
3. **G** Navigate to **Academic Planning** and select or update your Career Pathway (required!) Review completed courses for 9th, 10th & 11th and add grade 12 courses.
4. Navigate to **My Career Plan** and complete required 3 tabs and add signature (don't forget to hit save!) You can also add college entrance test scores to this page.
  - \* Career Goals—1-2 sentences to describe your career plans.
  - \* Education Goals—where are you headed after graduation?
  - \* Clubs & Activities—extracurricular activities that might help us write a letter of recommendation for you!
4. Review your Career Plan! You can view your **Academic and Career Plan (ECAP)** and see



- My Portfolio
- Assessments
- Career Exploration
- Academic Planning**
- Postsecondary Exploration
- Financial Resources
- Career Readiness
- Work Opportunities
- Application Center
- My Career Plan

# #3 ON THE MAJOR CLARITY CHECKLIST CONT'D

REVIEW COMPLETED CLASSES IN 9<sup>TH</sup>, 10<sup>TH</sup>, AND 11<sup>TH</sup>  
(STUDENT VUE IS THE MOST ACCURATE CREDIT TRACKER)

### 9th Grade Completed

- Algebra I (Math) S1 | 1 Cr ✓
- Geometry H (Math) S2 | 1 Cr ✓
- Interdisciplinary Biology (Science) S2 | 1 Cr ✓
- English I (English) S1 | 1 Cr ✓
- Child Development (CTE Pathway Elective) S1 | 1 Cr ✓
- Culinary Basics (CTE Pathway Elective) S2 | 1 Cr ✓
- Sports Medicine I (CTE Pathway Elective) S1 | 1 Cr ✓
- Student Government (Miscellaneous Electives) S2 | 1 Cr ✓

### 10th Grade Completed

- AP Statistics H (Math) S2 | 1 Cr ✓
- Algebra II H (Math) S1 | 1 Cr ✓
- Chemistry (Science) S2 | 1 Cr ✓
- World History (Social Studies) S2 | 1 Cr ✓
- English II (English) S1 | 1 Cr ✓
- AFJROTC: Aerospace I (CTE Pathway Elective) S1 | 1 Cr ✓

### 11th Grade Completed

- College Mathematics (Math) S1 | 1 Cr ✓
- Environmental Science (Science) S2 | 1 Cr ✓
- AP AZ/US History (Social Studies) S1 | 1 Cr ✓
- AP English Literature & Composition (English) S2 | 1 Cr ✓
- AFJROTC: Aerospace II (CTE Pathway Elective) S2 | 1 Cr ✓
- Spanish I (Miscellaneous Electives) S1 | 1 Cr ✓











### 12th Grade

- + Add Math
- + Add Science
- + Add Social Studies
- + Add English
- + Add CTE Pathway Elective
- + Add Physical Education
- + Add Fine Arts Elective
- + Add Miscellaneous Electives

*Edit / 12th gr. here*

## #4 ON THE MAJOR CLARITY CHECKLIST

Once you have added courses to your plan of study, navigate to the **My Career Plan** tab.

-  My Portfolio
-  Assessments
-  Career Exploration
-  Academic Planning
-  Postsecondary Exploration
-  Financial Resources
-  Career Readiness
-  Work Opportunities
-  Application Center
-  My Career Plan

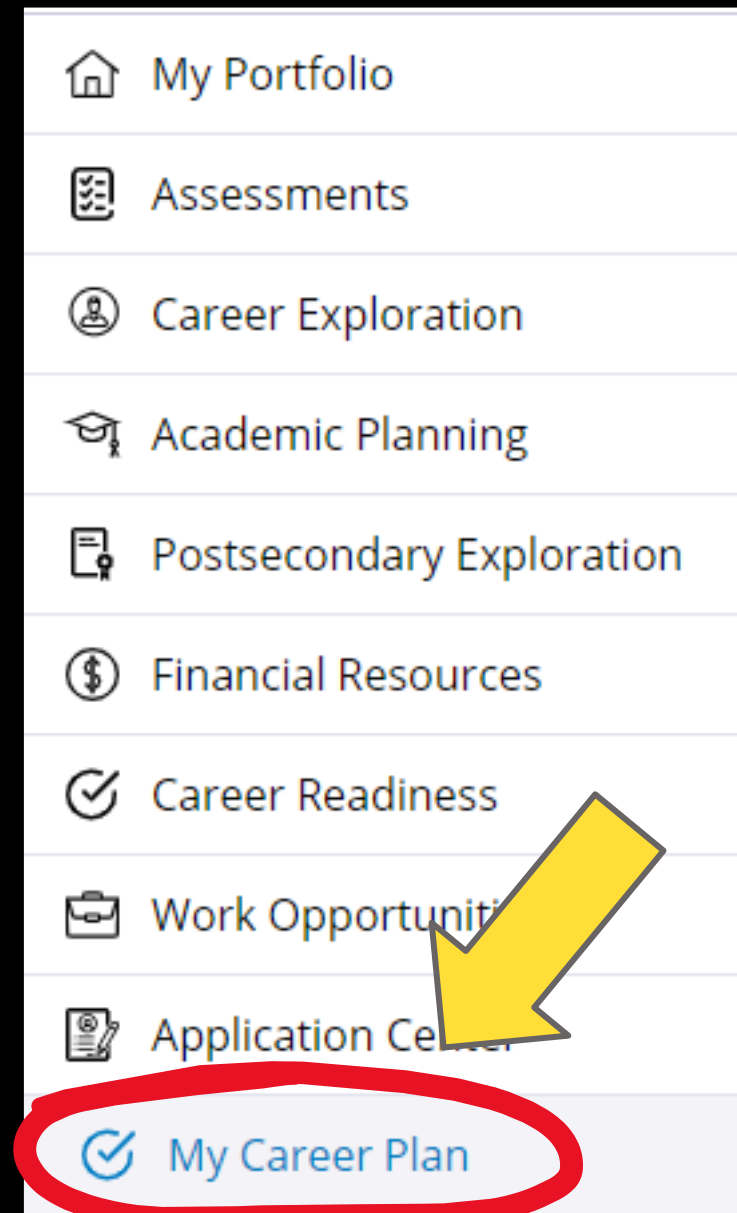




## #4 ON THE MAJOR CLARITY CHECKLIST

To finish building your *Academic Career Plan*, edit/add information to each section of the **My Career Plan** tab:

- **CAREER GOALS**
- **EDUCATION GOALS**
- **CLUBS & ACTIVITIES**
- **TEST SCORES** (*optional but encouraged*)
- **WORKPLACE READINESS** (*optional*)



# #4 ON THE MAJOR CLARITY CHECKLIST

To finalize and update  
the plan, **CLEAR YOUR  
SIGNATURE** and add a  
new one.

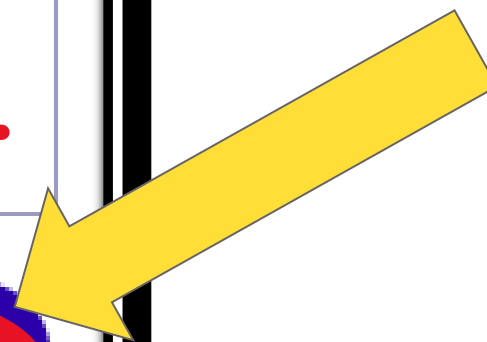
**Save signature.**

Your signature

*Sign Here*

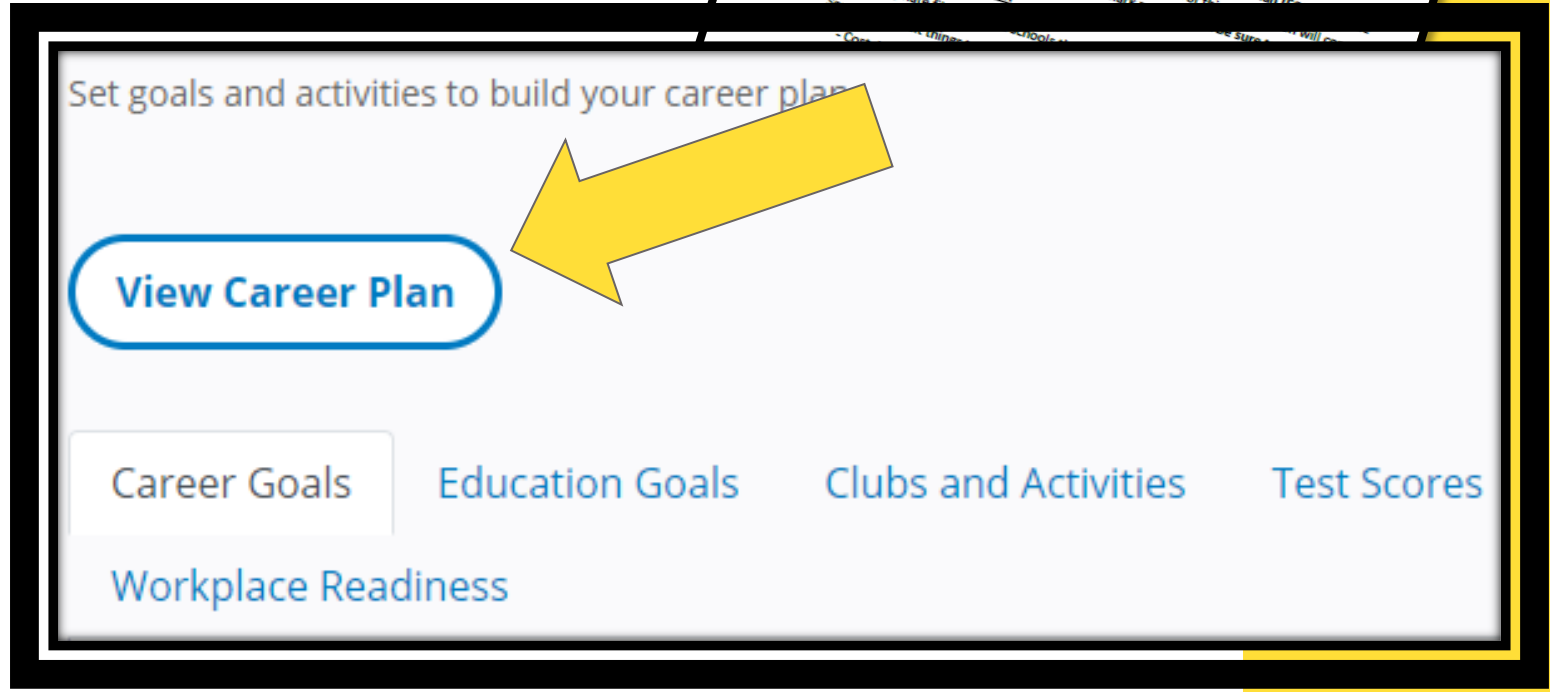
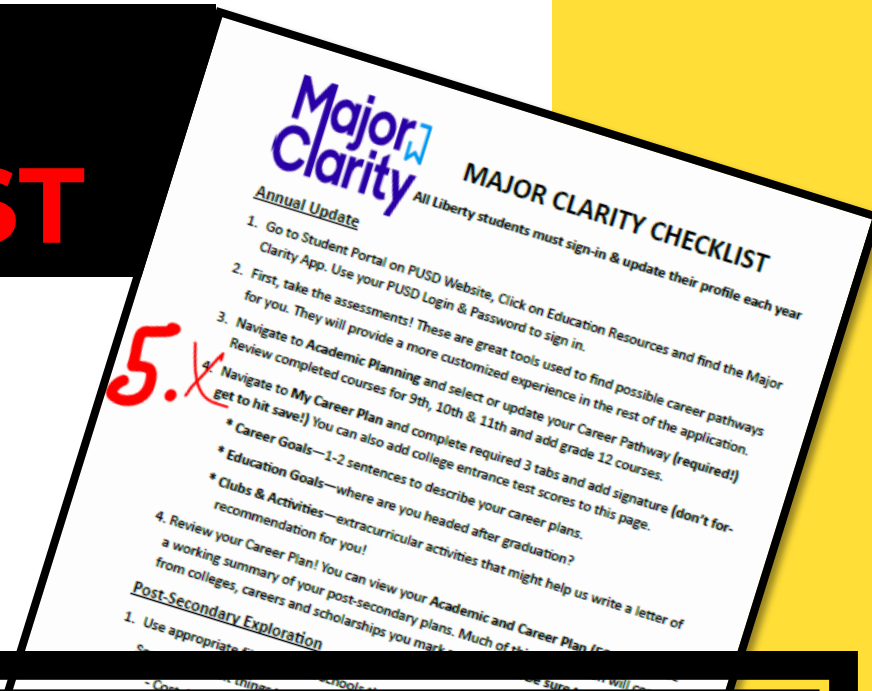
Clear signature

Save signature



# #5 ON THE MAJOR CLARITY CHECKLIST

To view a PDF version of your Academic Career Plan document, click the **View Career Plan** button.



# POST-SECONDARY = LIFE AFTER HIGH SCHOOL

## Still Unsure?

- ⑩ Continue to research careers.
- ⑩ Consider more assessments
- ⑩ Try Pipeline Arizona – more info. on AZ jobs, trade schools, etc.

## Postsecondary Exploration

- ⑩ Select “see more filters” to search colleges fitting your personal criteria.
- ⑩ “Favorite” those you are interested in.
- ⑩ Check things like – admission rates, test requirements, and cost
- ⑩ Use the M.C. comparison tool

**Major Clarity** MAJOR CLARITY CHECKLIST  
All Liberty students must sign-in & update their profile each year

Annual Update

1. Go to Student Portal on PUSD Website, Click on Education Resources and find the Major Clarity App. Use your PUSD Login & Password to sign in.
2. First, take the assessments! These are great tools used to find possible career pathways for you. They will provide a more customized experience in the rest of the application.
3. Navigate to **Academic Planning** and select or update your Career Pathway (required!) Review completed courses for 9th, 10th & 11th and add grade 12 courses.
4. Navigate to **My Career Plan** and complete required 3 tabs and add signature (don't forget to hit save!) You can also add college entrance test scores to this page.
  - \* Career Goals—1-2 sentences to describe your career plans.
  - \* Education Goals—where are you headed after graduation?
  - \* Clubs & Activities—extracurricular activities that might help us write a letter of recommendation for you!
4. Review your Career Plan! You can view your Academic and Career Plan (ECAP) and see a working summary of your post-secondary plans. Much of this information will come from colleges, careers and scholarships you mark as a favorite. **Sign and SAVE!**

**Post-Secondary Exploration**

1. Use appropriate filters to find schools that fit your needs!
  - Cost, Location, Program of Study
  - Star your favorites and use the comparison tool to see how colleges compare!
2. Application Support
  - Track and manage your post-secondary applications.
  - You will find a link to FAFSA Application—everyone should fill this out! Application opens October 1st.

Look for the stars to add a favorite!



# Postsecondary Comparison

Compare critical information on your favorite postsecondary institutions

Name	Arizona State University-Downtown Phoenix	Arizona State University-Tempe	Harvard University	Ottawa University-Surprise	Princeton University	Stanford University
Location	Phoenix, AZ	Tempe, AZ	Cambridge, MA	Surprise, AZ	Princeton, NJ	Stanford, CA
Admission rate	81%	85%	5%	47%	5%	4%
Undergrad size	8,697	42,529	7,582	598	5,301	7,083
Graduation rate	69%	69%	98%	N/A	96%	94%
ACT Composite midpoint score	23	26	34	18	34	34
SAT Reading/Writing midpoint score	N/A	N/A	750	N/A	750	735
SAT Math midpoint score	580	625	770	485	765	760
Out-of-state tuition	\$28.3K	\$28.3K	\$50.4K	\$27.6K	\$50.3K	\$51.4K



# USE THE **APPLICATION CENTER** TO STAY ORGANIZED WITH COLLEGE APPLICATIONS & REQUEST FREE TRANSCRIPTS!

There is a link to FAFSA on the Financial Aid Tab!

## Postsecondary Applications

Use this section to track and manage your applications for admission to postsecondary institutions.

Institution Name	Student Choice Rank	Application Deadlines	Application Type	Admissions Status	Application Status	Decision	Updated At	Actions
Stanford University ( <a href="#">visit website</a> )	1	Early Action Deadline: November 1 Fall Freshman Deadline: January 2	Institutional App		Interested		8/9/2021	<a href="#">Edit</a> <a href="#">Request recommendation</a>
Arizona State University-Tempe ( <a href="#">visit website</a> )	2	Custom: September 9	Institutional App		Interested		8/9/2021	<a href="#">Edit</a> <a href="#">Request recommendation</a>
Arizona State University-	3	Custom: October 1	Institutional App		Cancelled	Not Attending	8/9/2021	<a href="#">Edit</a> <a href="#">Request</a>



# REQUEST AN ELECTRONIC TRANSCRIPT FOR FREE!

**Major Clarity** Feedback Role Messages 0 Sign Out

## Application Center

View your requests and applications.

Connect MajorClarity with your Common App account.  
Sign in to Common App or create an account to sync your college information.

### Postsecondary Applications

Use this section to track and manage your applications for admission to postsecondary institutions. Applications completed via the Common App will automatically appear in this section.

**Request a Transcript or Recommendation Letter**  
Using Major Clarity you can request an electronic transcript to be sent for FREE! (See posted PowerPoint for brief tutorial)

- Under the **Application Center**, scroll down until you find **Request Transcript** button. You will need to select school you wish to send transcript to. Your counselor will take care of the rest. Be sure to follow up and check the status or your request.

**Financial Resources aka Scholarship Search!**

- Navigate to **Financial Resources** tab and use filters to customize your search to fit your skills and strengths.
  - Scholarships will have a description and a direct link to apply for the scholarship.
  - Favorite what you find! This way you can easily find them in your portfolio.

**Link your Common App**— You only need to complete this step if you are applying to out of state universities.

- Navigate to the **Application Center** and click on **Connect** button and it will take you to login to your Common App or create a new account.
- Scan the QR Code for more detailed instructions on syncing your Common App with Major Clarity!

Scan Me for Extra Help!

# SCHOLARSHIPS!!!

## Request a Transcript or Recommendation Letter

Using Major Clarity you can request an electronic transcript to be sent for FREE! (See posted PowerPoint for brief tutorial)

1. Under the **Application Center**, scroll down until you find **Request Transcript** button. You will need to select school you wish to send transcript to. Your counselor will take care of the rest. Be sure to follow up and check the status of your request.

Below you will find option to request letter of recommendation. Either choose from the list or add an email for someone outside of the district. Write a message, add a deadline and hit **Submit**.

## Financial Resources aka Scholarship Search!

1. Navigate to **Financial Resources** tab and use filters to customize your search to fit your skills and strengths.
  - Scholarships will have a description and a direct link to apply for the scholarship.
  - Favorite what you find! This way you can easily find them in your portfolio.

Link your Common App - You will need to complete this step if you are applying to out of state universities.

1. Navigate to the **Application Center** and click on **Connect** button and it will take you to login to your Common App or create a new account.
2. Scan the QR Code for more detailed instructions on syncing your Common App with Major Clarity!



- Check the **Financial Resources on Major Clarity** – “see more filters” to expand the choices and customize the search to fit your skills and strengths!
- Check Scholarship portal in Student Vue account under “Parent and Student Resources.”
- Check Guidance website for list of free scholarship websites to help you get started.

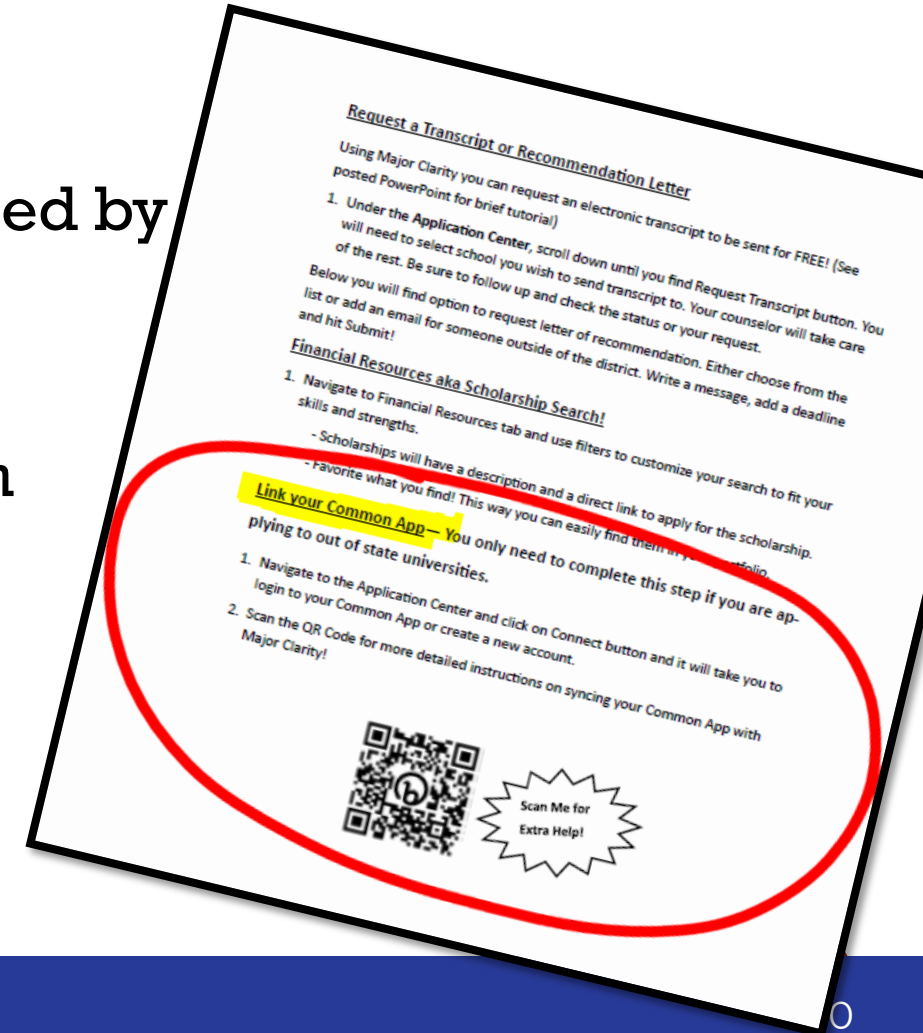




# COMMON APPLICATION

## What is it?

- ⑩ It is a single online college application form used by over 900 colleges and universities.
- ⑩ One application –vs- many.
- ⑩ Application fees are sometimes higher through Common App.
- ⑩ Great for people applying to many schools, especially those **outside of AZ** or competitive



# WHAT TO DO NEXT?



Complete your ECAP entirely THEN work on Major Clarity handout.



Get in line to turn ECAP into your Counselor. No more than 5-6 students in line at a time.



ASK your Counselor questions if you have them.



Complete Major Clarity Activities while you are waiting to meet with your Counselor. You **MUST** have this completed to get FREE transcript sends!

